



Just Transition in der Palmölindustrie

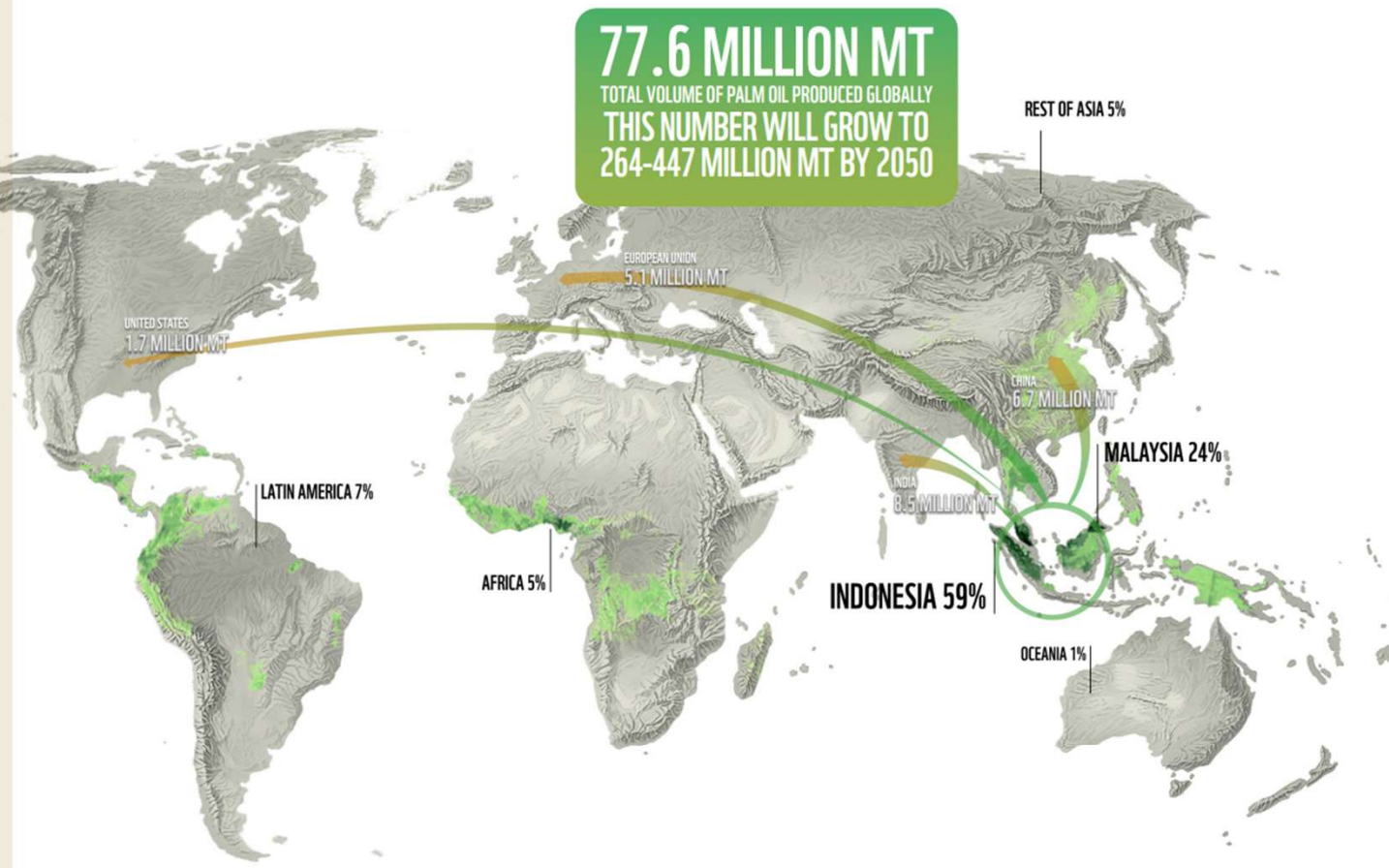
Die Macht der Monokulturen durchbrechen





Estimates indicate that palm oil demand could increase four to six times in the near future, jumping from 78 million MT in 2022⁴ to 264-447 million MT by 2050⁵. Major downstream market disruptions in 2022, such as the invasion of Ukraine, caused geopolitical and economic shocks that altered the global vegetable oils trade, causing food and energy inflation⁶. This exponential growth and uncertainties of supplies raise concerns that oil palm development and expansion in Southeast Asia and other parts of the world — including Africa, Latin America, and Papua New Guinea — could exacerbate the environmental and social impacts that have already been experienced to date.

Avoiding the worst outcomes of these risks calls for concerted and accelerated action by all parties in the palm oil value chain.



GLOBAL PALM OIL PRODUCTION & TRADE



Source: United States Department of Agriculture Foreign Agricultural Service (2022). Production, Supply and Distribution database; Ramankutty et al. (2008). Farming the planet: 2. Geographic distribution of crop areas, yields, physiological types, and net primary production in the year 2000.

[WWF-Palm-Oil-Buyers-Scorecard-2024.pdf](#)



Palmöl hat in der Schweiz einen speziell schlechten Ruf

Wie ist das Image von Palmöl wirklich? Was wissen die Kunden darüber? Und: Wer kennt das Palmöl-Nachhaltigkeits-Label? Eine ETH-Studie liefert Antworten.

Von roz, 15.08.2022

Eine von der Migros unterstützte [Erhebung der ETH](#) Zürich und des Singapore ETH Centre zeigt auf, dass Palmöl in der Schweiz einen schlechten Ruf hat.

Palmöl = Abholzung

40 Prozent der 1076 Befragten assoziieren Palmöl mit «Abholzung» oder «Luftverschmutzung», weitere 30 Prozent mit Eigenschaften wie «schlecht», «ungesund» oder «Monokultur». Positive oder neutrale Gedanken gaben nur rund 20 Prozent an.

<https://www.konsider.ch/palmoel-hat-in-der-schweiz-einen-speziell-schlechten-ruf-20220815>





HOW RSPO HELPS

At the Roundtable on Sustainable Palm Oil (RSPO), we have a simple aim: a sustainable palm oil industry.

We're transforming the sector by bringing together stakeholders across the supply chain to develop and implement global standards for producing and sourcing certified sustainable palm oil.

WHO WE ARE



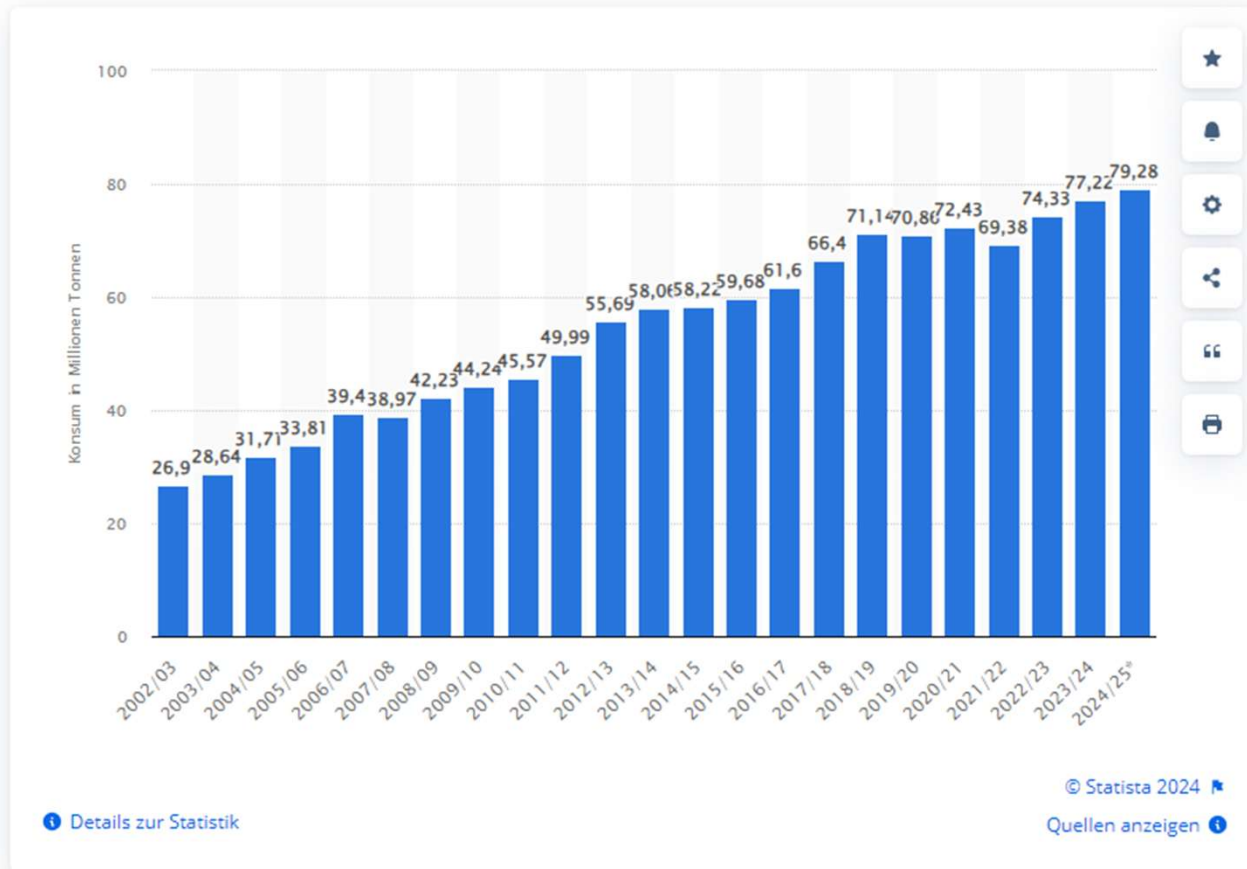
DRIVING CHANGE THROUGH CONSENSUS

Making the palm oil sector sustainable involves everyone in it. That is why the RSPO represents the whole industry. With thousands of members worldwide from every link of the palm oil supply chain, we operate through consensus, ensuring all our stakeholders have a voice and share responsibility to protect our Standards. These stakeholders include:

- Oil palm producers
- Palm oil processors or traders
- Consumer goods manufacturers
- Retailers
- Banks and investors
- Environmental or nature conservation non-governmental organisations (NGOs)
- Social or developmental NGOs

Konsum von Palmöl weltweit in den Jahren 2002/03 bis 2024/25*

(in Millionen Tonnen)



DOWNLOAD

- PDF +
- XLS +
- PNG +
- PPT +

Quelle

- [Quellenangaben anzeigen](#)
- [Veröffentlichungsangaben anzeigen](#)
- [Ask Statista Research nutzen](#)

Veröffentlichungsdatum

Juli 2024

Region

Weltweit

Erhebungszeitraum

2002/03 bis 2024/25*

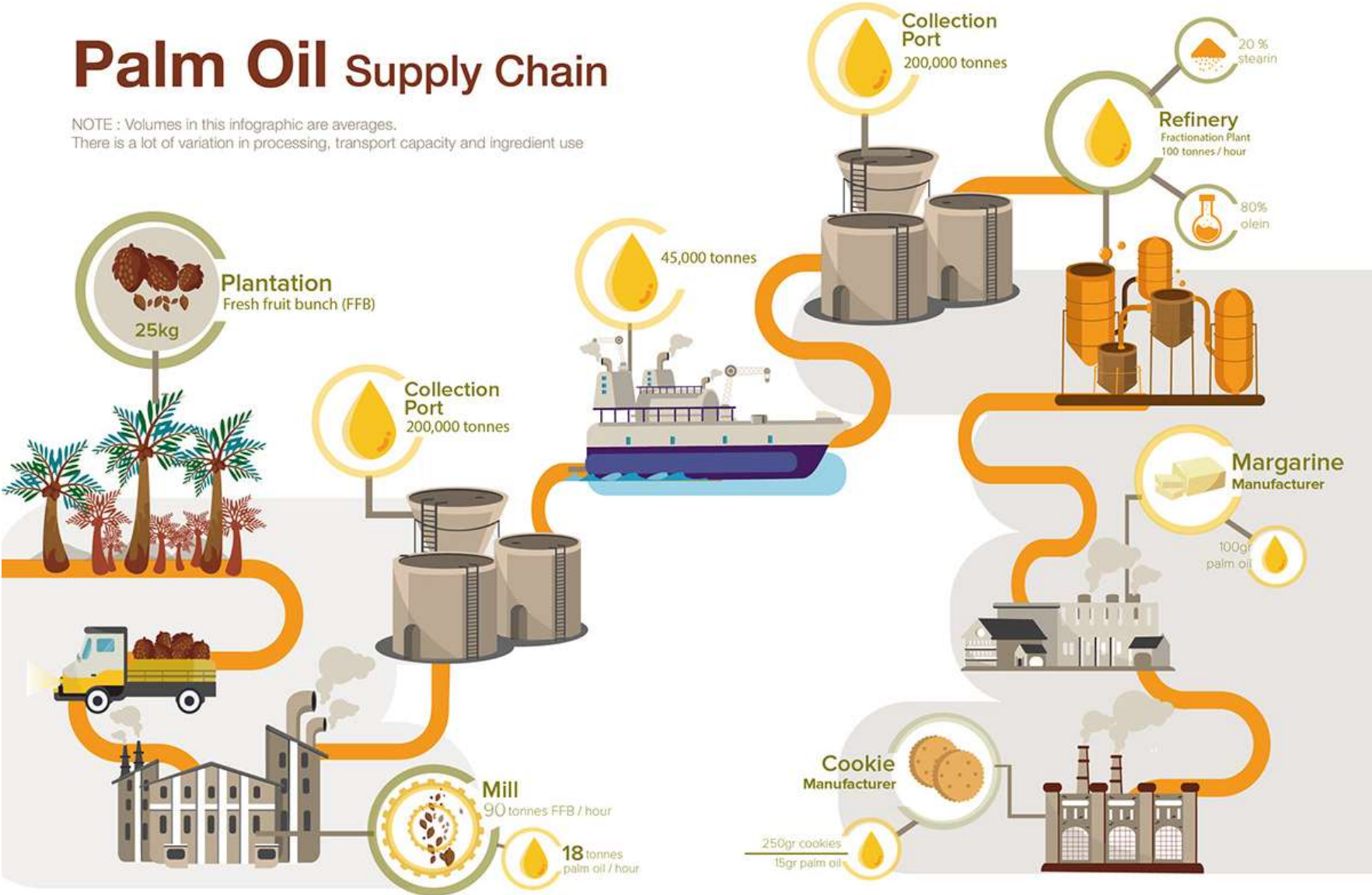
Hinweise und Anmerkungen

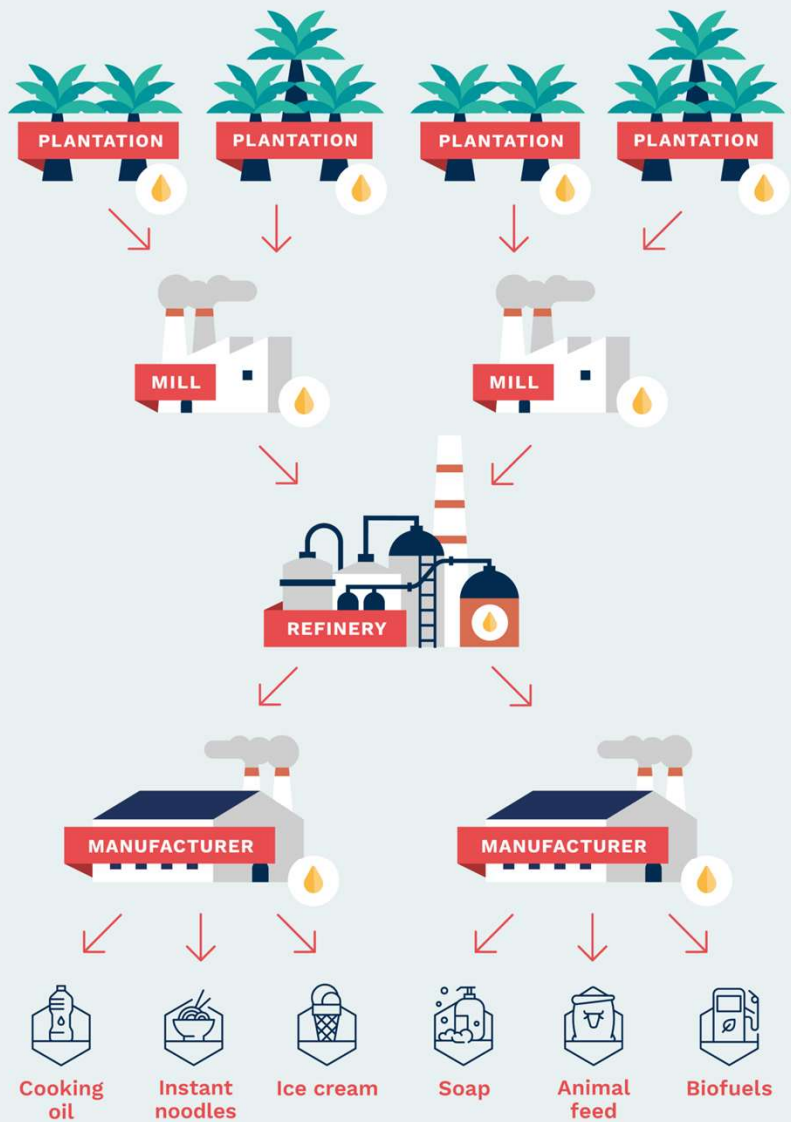
* Prognose (Stand: Juli 2024)

Werte der Vorjahre beruhen auf früheren

Palm Oil Supply Chain

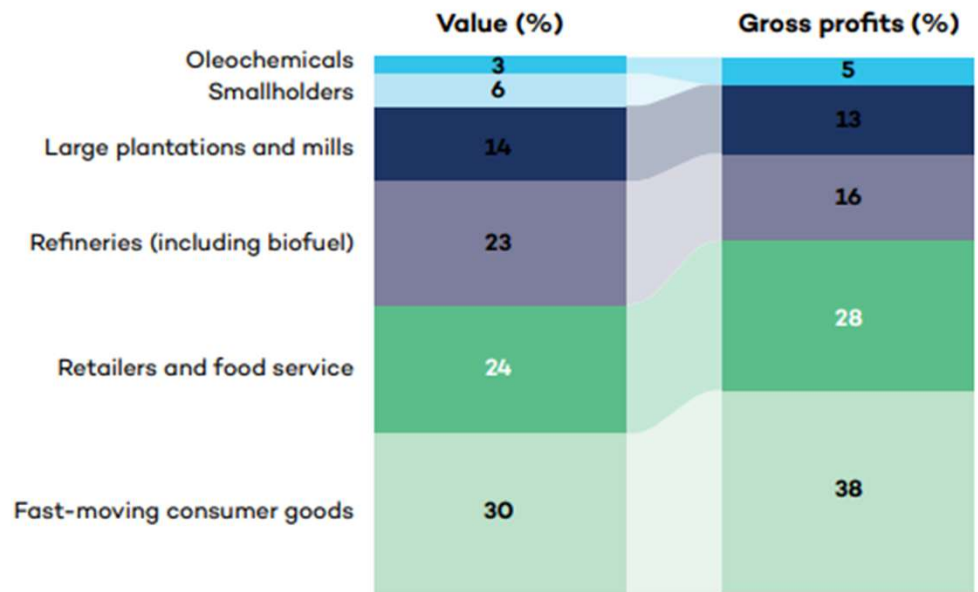
NOTE : Volumes in this infographic are averages.
There is a lot of variation in processing, transport capacity and ingredient use





Global Market Report

Figure 5. Distribution of value and profits captured by different actors in the embedded palm oil value chain in 2020

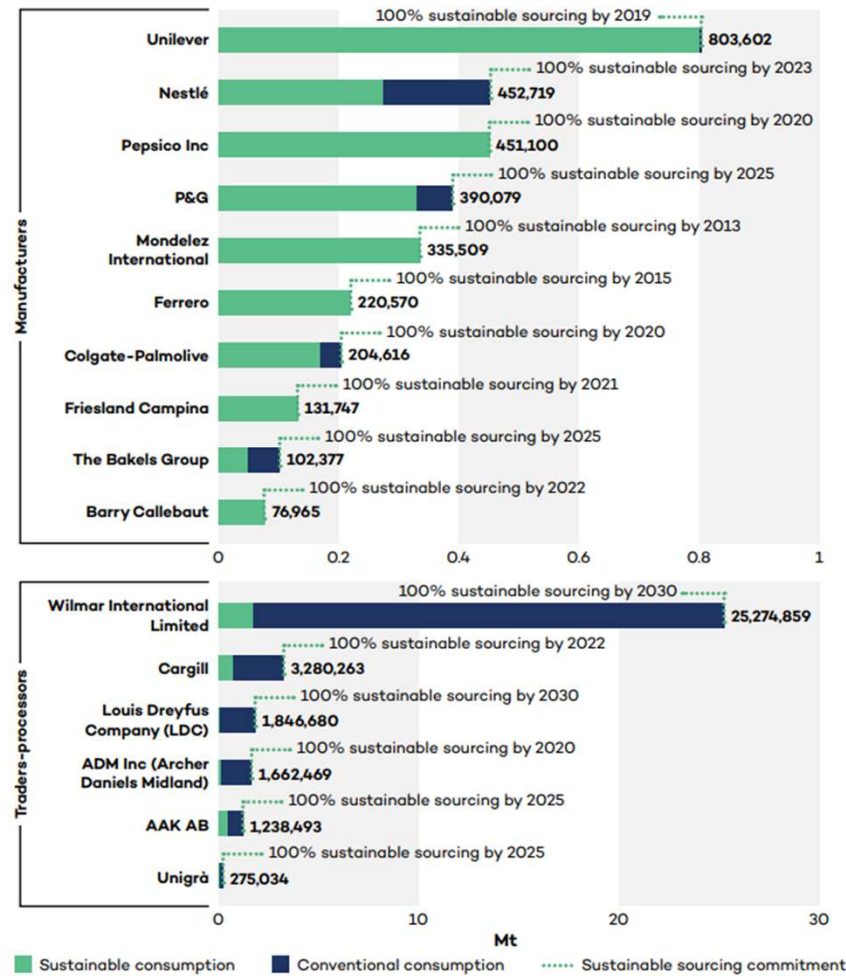


Source: Authors' elaboration with data collected from Rijk et al., 2021.

[Global Market Report: Palm Oil Prices and Sustainability \(iisd.org\)](https://www.iisd.org/)

Progress on sustainable sourcing commitments

Figure 4. Major palm oil-consuming companies, their sustainable sourcing commitments, and progress in 2020



Source: RSPO, 2019a, 2020a-n.

Global Market Report: Palm Oil Prices and Sustainability (iisd.org)

coop



**PALMÖL
HEISST
LANDRAUB**

www.stopp-landraub.ch



BROT FÜR ALLE FASTENOPFER

INTERNATIONAL CONFERENCE
JUST TRANSITION
 IN THE
PALM OIL INDUSTRY



**WHAT COULD A SOCIALLY AND
 ECOLOGICALLY JUST PALM OIL
 PRODUCTION LOOK LIKE?**

LABOUR AND THE ENVIRONMENT
 MOSAIC LANDSCAPE
 TRANSNATIONAL PERSPECTIVES

28 - 29 NOVEMBER 2023
 SAMBAS, WEST
 KALIMANTAN, INDONESIA

- 📞 Rizal - +62813 8573 7320
- ✉️ Palmoil labour@gmail.com
- 📞 Aisha - +62877 2020 0023
- 🌐 Aisha@sawitwatch.or.id

SCAN ME!



<https://bit.ly/JTSambas>




ORGANIZING COMMITTEE:



MEDIA PARTNER:



Transnational Palm Oil Labour Solidarity



TPOLS



Stiftung Asienhaus, Sawit Watch, AG Ressourcen und TPOLS (Hrsg.)

Oliver Pye, Fitri Arianti, Rizal Assalam, Michaela Haug, Janina Puder*

Just Transition
in der Palmölindustrie.
Eine erste Annäherung.

Austauschmeeting Plantagenarbeiter:innen – Kleinproduzent:innen





Partizipatives Mapping

Kontrolle der Wasserqualität





Plenum und Podiumsdiskussion an der Internationalen Konferenz zu Just Transition in der Palmöl Industrie

mit Vertreter:innen aus Indonesien, Malaysia, Kambodscha, Indien, Philippinen, Kamerun, Sierra Leone, Kolumbien, Deutschland, England, Schweiz







HEKS
Brot für alle.



**solidar
suisse**



2. International Conference on Just Transition in the Palm Oil Industry

3 -4 December, 2024
Berne

UNIA Hauptsitz
Weltpost Strasse 20, Bern





Tina Goethe

Co-Leiterin Entwicklungspolitik und Themenberatung

29 companies

Company Name	Market Served	Market Cap (Million USD)	ESG Rating (SPOTT)	Landbank (ha)
Sime Darby	International	10,580	82.5%	700,000
Golden Agri-Resources (GAR) / Sinar Mas	International, Chinese, Indonesian	2,032	81.2%	600,000
Felda Global Ventures (FGV) Holdings Bhd.	International, Malaysian, Chinese, Indian	1,250	44.6%	432,821
Wilmar International	International, Asian, African	26,040	89.9%	330,000
Kuala Lumpur Kepong (KLK)	International, Chinese, Malaysian, African	5,269	77.9%	250,000
Genting Plantations	International, Malaysian, Indian, Chinese, European	1,339	72.2%	243,240
IOI Group	International, Malaysian	5,678	76.4%	206,542
Julong Group	International, Southeast Asian, Chinese, African	Private company	0.8%	200,000
Socfin	European, Indonesian, African	308.4	67.60%	191,900
Musim Mas	International	Private company	85.7%	190,000
New Britain Palm Oil	International, European	Not listed / 100% owned subsidiary	94.4%	140,000
Cargill	International	Private company	64.4%	135,000

[Major global palm oil companies, ranked | China Dialogue](#)

[Top Companies in the Palm Oil Market \(imarcgroup.com\)](http://imarcgroup.com)